



C E R I A N

FRAMELESS DESIGN

ADJUSTABLE LED PANEL

PC MATERIAL SHELL, UVRESISTANT, INVARIANT COLOR, HIGH LAMP LUMINOUS EFFICIENCY, 100LM/W, LIGHT SOURCE EVEN DISTRIBUTION. SMART CONSTANT CURRENT DRIVE, OVER-TEMPERATURE, SHORT CIRCUIT, AND OVER-VOLTAGE WILL BE PROTECTED.

S P E C I F I C A T I O N S H E E T



item number / EOL.CE.FR20-36

Adjustable frameless LED downlight,




Application

residential or commercial indoor space

Design Specifications

LED Round / square Frameless downlight, fre size cutout as it can adjust from 70-205mm cutout ,180 beam angle to cover all area , easy installation, tri-colour 3CCT changeable, flicker free for eye protection, isolated driver, plug in flex aluminum + PC cover anti UV and high temperature resistance , IP rated 20



(Size 225mm*27mm), Hole size:φ70-φ206mm), 3600±15%LM

SMD 528 pcs, CRI>80, PF 0.9, flicker free, input Voltage:AC220-240V, driver Lifud, Tri-colour 3 CCT

Flex and plug



Performance

Dimmable – no / optional

Technical Specification

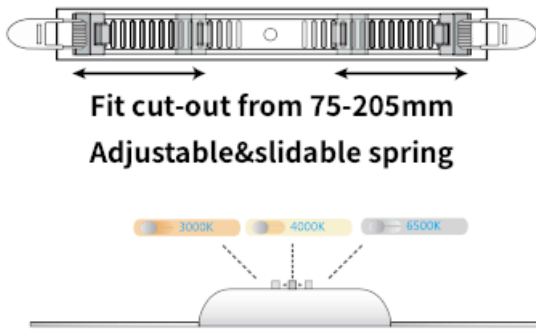
Model No.	Description	Input Voltage (V/AC)	Power (W)	Lumens (lm)	CCT (K)	Beam Angle
EOL.CE.FR20-36	36wLed downlight, flicker free	220-240	36	3600	tri-colour	120
EOL.CE.FR20-24	24wLed downlight, flicker free	220-240	24	2400	tri-colour	120
EOL.CE.FR20-12	12wLed downlight, flicker free	220-240	12	1200	tri-colour	120
CRI		COLOUR BODY		box Dimmenation		
80+		White colour		240* 240 * 60mm		

Specifications

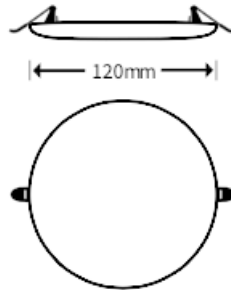
Model number	Power	Size	Hole size	Ra	Luminous flux	Input	PF	Material
EOL.CE.FR20-18	12W	Φ120x19mm	Φ75-105mm	80	1800lm	220-240V	0.9	PC+Aluminum
EOL.CE.FR20-24	24W	Φ175x19mm	Φ75-165mm	80	2400lm	220-240V	0.9	PC+Aluminum
EOL.CE.FR20-36	36W	Φ225x19mm	Φ75-205mm	80	3600lm	220-240V	0.9	PC+Aluminum

Dimensions

Product Dimension


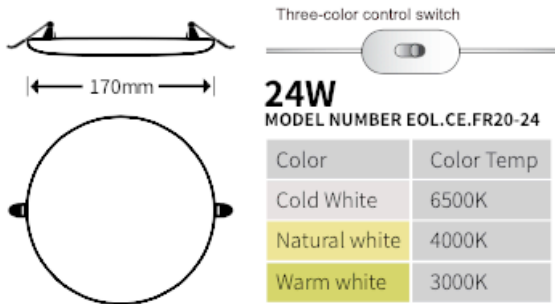


Three-color control switch
reduce stock pressure



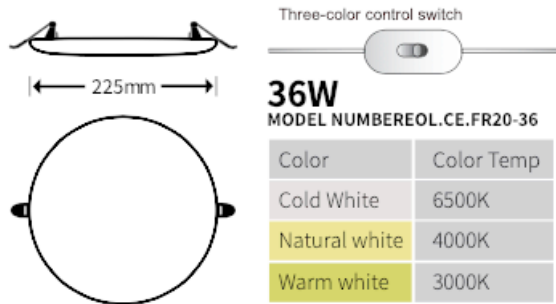
12W
MODEL NUMBER EOL.CE.FR20-12

Color	Color Temp
Cold White	6500K
Natural white	4000K
Warm white	3000K



24W
MODEL NUMBER EOL.CE.FR20-24

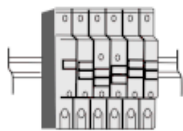
Color	Color Temp
Cold White	6500K
Natural white	4000K
Warm white	3000K



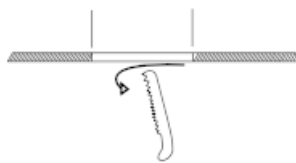
36W
MODEL NUMBER EOL.CE.FR20-36

Color	Color Temp
Cold White	6500K
Natural white	4000K
Warm white	3000K

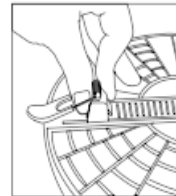
Install adjustable hole size, easy for installation



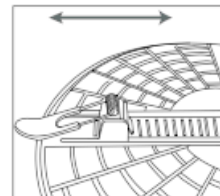
First, turn off the power switch to ensure personal safety during operation.



Open the hole as required on the ceiling.



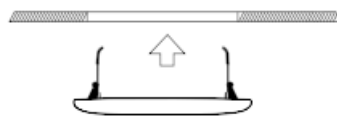
Push the spring by hand



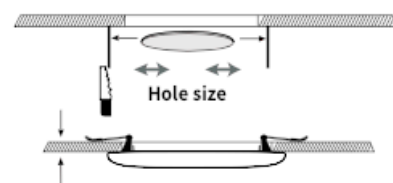
push it forward



Connect the lamp to the power supply and AC circuit



Hold the lamp into a pre-open hole



Note: The appearance of the lamp body to prevail in kind